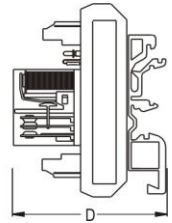
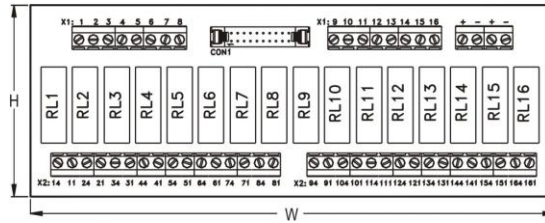

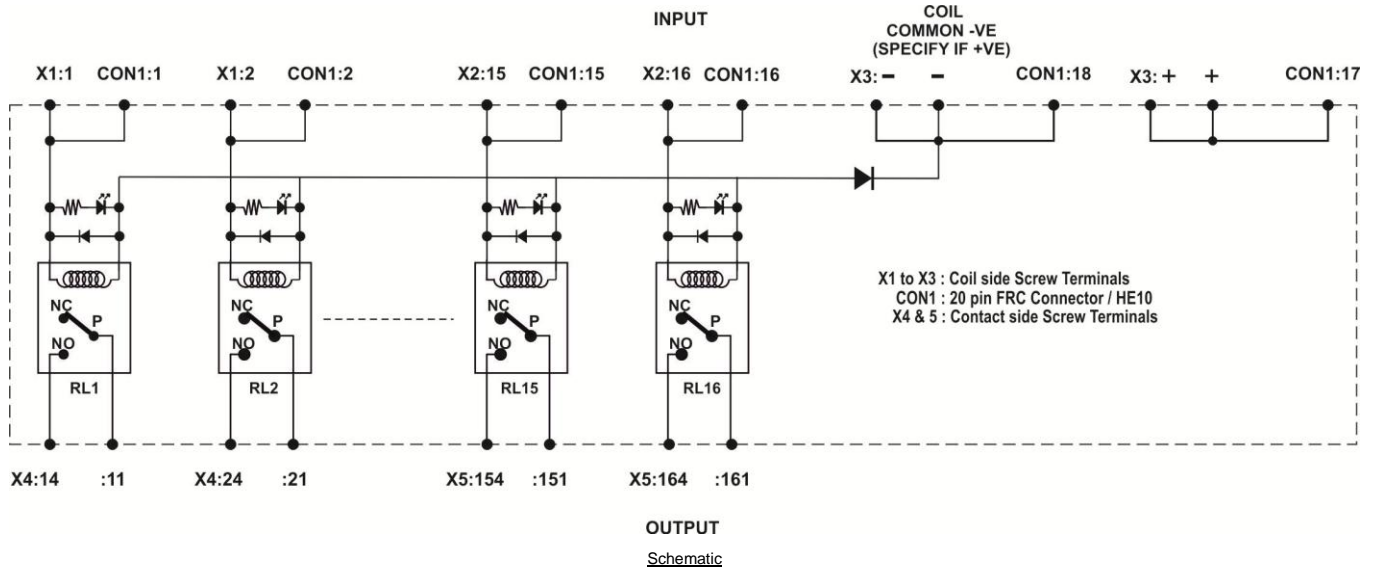
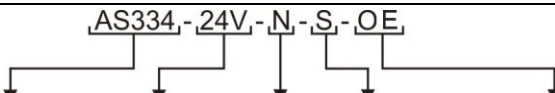


1 N/O Relay Module With Coil Connection Through FRC / HE10



Dimensions



FEATURES	<ul style="list-style-type: none">LED & Free wheeling diode across coil.Reverse Polarity blocking diode.			<ul style="list-style-type: none">Coil connection through FRC connector.				
CONTACT CONFIGURATION	1N/O							
NO. OF CHANNELS	16							
RELAY	NOMINAL COIL VOLTAGE	5VDC	6VDC	12VDC	24VDC	48VDC		
	MUST OPERATE VOLTAGE	4.7VDC	5.5VDC	9.6VDC	19.2VDC	39.1VDC		
	MUST RELEASE VOLTAGE	1.7VDC	1.9VDC	2.4VDC	4.8VDC	10.3VDC		
	MAX. COIL VOLTAGE	5.5VDC	6.6VDC	13.2VDC	26.4VDC	52.8VDC		
	COIL CURRENT PER CHANNEL ⁽¹⁾	110mA	95mA	50mA	25mA	15mA		
	OPERATE (SET) TIME	15ms max.		RELEASE (RESET) TIME		20ms max.		
	ENDURANCE	Mechanical : 20,000,000 operations min. (at 1,800 operations/hr) Electrical : 100,000 operations min. (at 1,800 operations/hr under rated load)						
	MAX. OPERATING FREQUENCY	Mechanical : 18,000 operations/hr Electrical : 1,800 operations/hr						
DIELECTRIC STRENGTH	1. Coil to contact : 1.5KVAC , 50/60 Hz for 1 minute 2. Contacts of same polarity : 1KVAC , 50/60 Hz for 1 minute 3. Contacts - channel to channel : 1.5KVC , 50/60 Hz for 1 minute							
CONTACT RATING	RELAY	10A@28VDC/230VAC		ON BOARD	5A@28VDC/230VAC			
OPERATING AMBIENT	0~55°C, 85% RH							
STORAGE AMBIENT	-20°C to 85°C							
TERMINATIONS	COIL SIDE	1. Screw type, for 2.5mm sq. wire 2. FRC Connector, 20 pin Male Straight / HE10						
	CONTACT SIDE	Screw type, for 2.5mm sq. wire						
MOUNTING	35 mm DIN rail							
ORDERING INFORMATION	<div>AS334 - 24V - N - S - OE</div> <div></div>							
	NO. OF RELAYS	DESIGN NO.	COIL VOLTAGE	COIL LOOPING	RELAY SOCKET	RELAY MAKE	DIMENSIONS W x H x D (mm)	WEIGHT (MAX)
	16	AS334	5V : 5VDC 6V : 6VDC 12V : 12VDC 24V : 24VDC 48V : 48VDC	N : -Ve LOOPING P : +Ve LOOPING	S : WITH SOCKET : SOLDERED	OM : OMRON G2R OE : OEN 58 OL : OMRON G2RL	228 x 80 x 70	650 grams

Note : 1. Current including LED current.