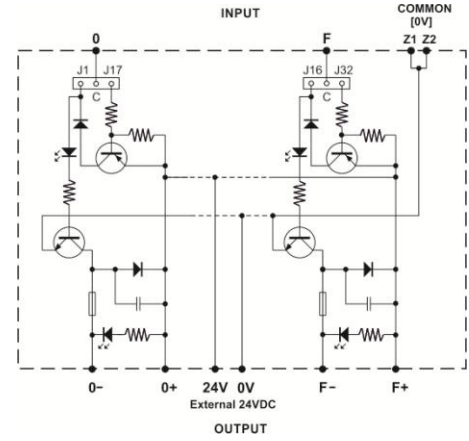
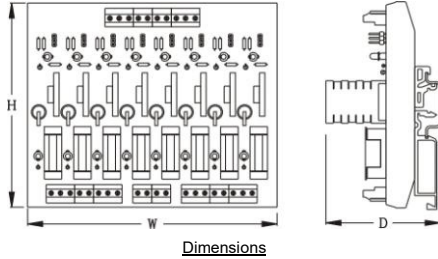



SOLID STATE INTERFACE MODULE WITH NPN OUTPUT: 24V, 2.5A (SOLENOID DRIVER)



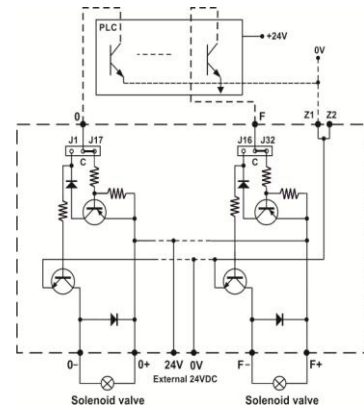
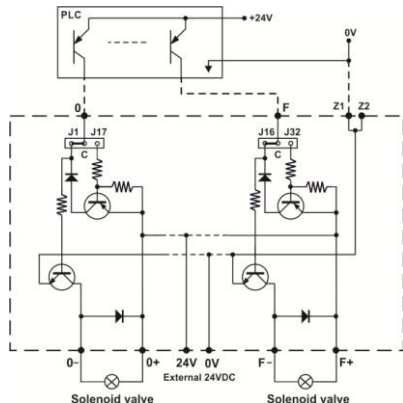
Note:

Default jumpers at **active high** position.
 Select jumpers J1 to J16 for Active high input.
 Select jumpers J17 to J32 for Active low input.



Output NPN only, common +Ve (24V) (Factory set).

Typical Connections :



FEATURES	<ul style="list-style-type: none"> Electrical life is 100 times that of electromechanical relay Low input Current Negligible switching delay 	<ul style="list-style-type: none"> Active High / Low input selection through jumpers Fuse at output for over current protection 			
NO. OF CHANNELS	2, 4, 6, 8, 12, 16				
INPUT	NOMINAL INPUT VOLTAGE	12VDC	15VDC	24VDC	
	MUST - ON VOLTAGE	10.8VDC	13.5VDC	21.6VDC	
	MUST - OFF VOLTAGE	3.3VDC	3.3VDC	7.5VDC	
	MAX. INPUT VOLTAGE	13.2VDC	16.5VDC	26.4VDC	
	INPUT CURRENT PER CHANNEL⁽¹⁾	15mA			
OUTPUT	TYPE	Sink type / NPN only			
	RATING	24VDC, 2.5A			
	OFF STATE LEAKAGE CURRENT	< 20µA			
OPERATING AMBIENT	0~55°C, 85% RH				
STORAGE AMBIENT	-20°C to 85°C				
TERMINATIONS	INPUT SIDE	Screw type, for 2.5mm sq. wire			
	OUTPUT SIDE	Screw type, for 2.5mm sq. wire			
MOUNTING	35 mm DIN rail				
ORDERING INFORMATION	AS775, -24V, -24V				
	NO. OF CHANNELS	DESIGN NO.	INPUT VOLTAGE	OUTPUT VOLTAGE	DIMENSIONS W x H x D (mm)
	2	AS772	12V : 12VDC 15V : 15VDC 24V : 24VDC	24VDC, 2.5A	47 x 115 x 70
	4	AS773			70 x 115 x 70
	6	AS774			97 x 115 x 70
	8	AS775			137 x 115 x 70
	12	AS776			170 x 115 x 70
16	AS777	204 x 115 x 70			
				100 grams	
				175 grams	
				230 grams	
				300 grams	
				420 grams	
				540 grams	

Note : 1. Current including LED current.