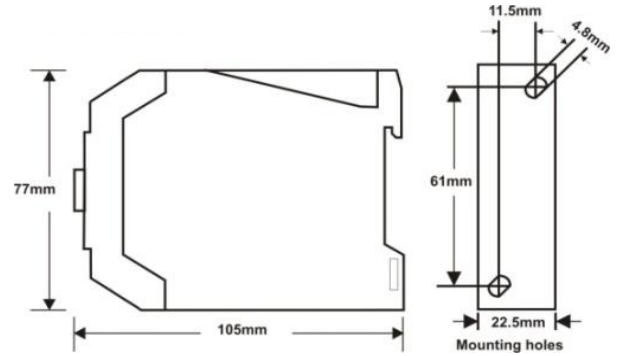


# ANALOG TIMER : TACY-10H-U



















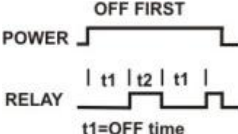
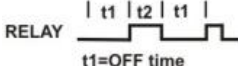
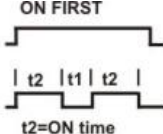
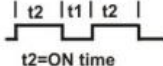
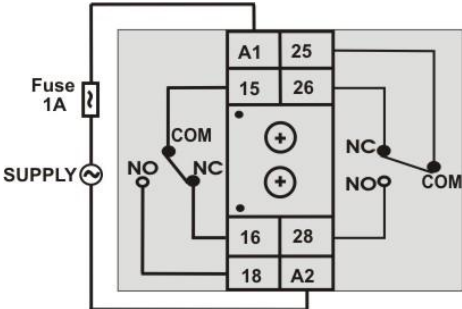
Cyclic, Universal Supply



Dimensions

All dimensions in mm

FEATURES	<ul style="list-style-type: none"><li>• Cyclic with unequal ON &amp; OFF Time</li><li>• 6 time ranges</li><li>• Universal Supply Voltage</li><li>• Low Cost</li><li>• High Reliability</li><li>• Compact</li><li>• DIN Rail / Base Mounting</li></ul>		TIME RANGES  0 – 1 Sec / Min / Hr (ON Time) 0 – 10 Sec / Min / Hr (ON Time) 0 – 1 Sec / Min / Hr (OFF Time) 0 – 10 Sec / Min / Hr (OFF Time) (switch selectable) (Refer NOTE below )	<div>OFF TIME </div> <div>ON TIME </div> <div>MODE  ON FIRST  OFF FIRST</div> <div>MULTIPLIER  X 1  X 10</div> <div>⬇ON</div> <div>Switch Settings</div>
	OPERATING MODES	Cyclic ON first or OFF first (switch selectable)		
INDICATIONS	LED Status Indicator : Power ON , Relay ON			
SUPPLY VOLTAGE	SUPPLY VOLTAGE	20 to 240V AC , 47 – 63Hz or 12 to 240V DC (Refer ordering information below)		
	POWER CONSUMPTION	2VA Max		
	INRUSH CURRENT	Max. 5A@240V AC for 20ms, 500mA@12VDC		
ISOLATION	Supply Terminals – Contacts : 1.5KV, 1min Contact Set1 – Contact Set2 : 1.5KV, 1min			
OUTPUT SPECIFICATION	OUTPUT CONTACT	DPDT (2 C/O)		
	CONTACT RATING	5A@230V AC / 24V DC, Resistive		
ACCURACY	Setting : ±5% of Full Scale, Repeat : ±0.5% or 50msec of Full Scale.			
RESET	On interruption of power, Reset time < 100msec			
ENDURANCE	POTENTIOMETER	MECHANICAL : 1000 Cycles		
	RELAY	MECHANICAL : 10,000,000 ops. Minimum (1800 ops./hr.) ELECTRICAL : 100,000 ops. Minimum (1200 ops./hr.)		
AMBIENT CONDITIONS	OPERATING AMBIENT	0~55°C, 85% RH		
	STORAGE AMBIENT	-20°C to 85°C		
	HUMIDITY	95% RH non condensing		
GENERAL SPECIFICATIONS	TERMINATIONS	Screw type, for 2.5mm sq. wire		
	MOUNTING	DIN rail / Base Mount		
	WEIGHT	120 gms		
	PROTECTION LEVEL	IP40 for housing, IP20 for terminals, Finger Safe Terminals		
ORDERING INFORMATION	TACY – 10H – U			
	DESIGN NO.	SUPPLY VOLTAGE		
	TACY-10H	U : 20 to 240V AC , 47 – 63Hz Or 12 to 240V DC		

<div>POWER </div> <div>RELAY </div> <div>t1=OFF time</div>	<div>ON FIRST </div> <div>RELAY </div> <div>t2=ON time</div>
Timing Diagram	
<div></div> <div>Terminal Connections</div>	

NOTE : If the time setting is altered , it will be effective from next cycle.